

# XR Type


## 6.0 x 3.5 mm SMD Crystal

### FEATURE

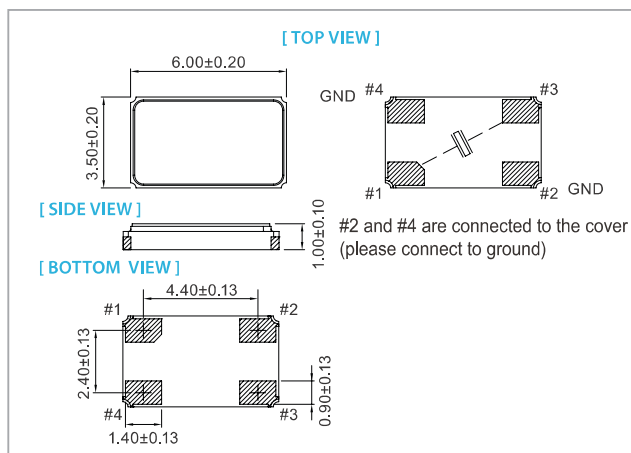
- Typical 6.0 x 3.5 x 1.0 mm ceramic package.
- 16 mm width Tape & Reel package for automatic assembly.
- Tight tolerance 10 ppm available.

### TYPICAL APPLICATION

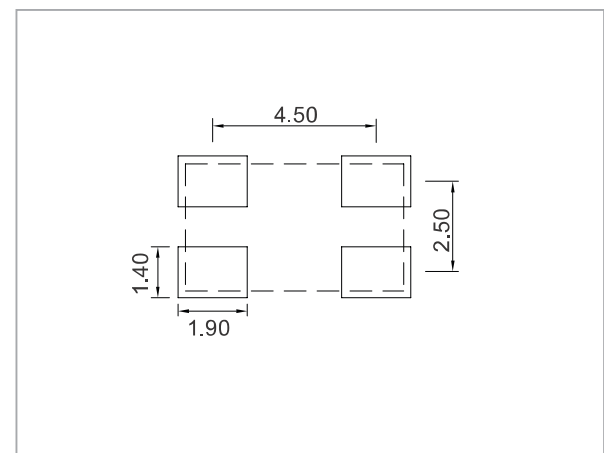
- Automotive
- MP3 Player, DECT
- WLAN


 Actual Size 
**RoHS Compliant**

### DIMENSION (mm)



### SOLDER PAD LAYOUT (mm)



### ELECTRICAL SPECIFICATION

Parameter	Min.	Typical	Max.	Unit
Storage Temp. Range	-55	-	125	°C
Level of Drive	-	10	300	µw
Shunt Capacitance (Co)	-	-	7.0	pF
Insulation Resistance	500 MΩ @ DC100V	-	-	
Aging		±3.0		ppm / year

Standard frequencies are frequencies which the crystal has been designed and does not imply a stock position.

### EQUIVALENT SERIES RESISTANCE (E.S.R)

Frequency Range	MODE	E.S.R
8 MHz ≤ Fo < 12 MHz	A1	<60 Ω
12 MHz ≤ Fo < 13 MHz	A1	<50 Ω
13 MHz ≤ Fo < 19 MHz	A1	<45 Ω
19 MHz ≤ Fo < 20 MHz	A1	<40 Ω
20 MHz ≤ Fo < 30 MHz	A1	<35 Ω
30 MHz ≤ Fo ≤ 50 MHz	A1	<30 Ω

### FREQ. STABILITY vs. TEMP. RANGE

Temp.(°C)	ppm			
	±5	±10	±15	±20
-10 ~ +60	△	○	○	○
-20 ~ +70	×	○	○	○
-40 ~ +85	×	×	○	○

\* ○: Available △: Conditional X: Not available

### FREQ. STABILITY vs. WIDE TEMP. RANGE

Temp.(°C)	ppm			
	±15	±20	±30	±50
-40 ~ +105	△	○	○	○
-40 ~ +125	×	×	△	○

\* ○: Available △: Conditional X: Not available